



forever

The Legacy of Virgin America



The Legacy of Virgin America

AN EDUCATIONAL PROGRAM FOR SECOND AND THIRD GRADE STUDENTS

Virgin America was based at SFO and headquartered in nearby Burlingame, California. The airline began operations in 2007 and stopped flying in 2018, following its acquisition by Alaska Airlines. During its lifetime, Virgin America attracted a large and very loyal customer base through a unique blend of style, equipment, and services. Many of its passengers, if offered the choice, would fly no other airline, even if the ticket price on a particular route might be slightly less on another carrier. This popularity came from Virgin America's efforts to offer a truly fun travel experience unlike any other available in the industry at the time. With Virgin America, the passenger experience always came first.

This is a free, hands-on educational program designed for Second and Third Grade students centered on the current exhibition *VX Forever*. The program includes an interactive discussion on the history of aviation and then an exploration of the airline Virgin America, through direct looking and examination of three vocations within the airline: flight attendant, ramp agent, and pilot. The program includes a hands-on activity as well to learn about the basic principles of powered flight by making and flying paper airplanes. The program is guided by experienced museum and library staff and runs 45 minutes. Additional activities are also available. Please see the California Department of Education Content Standards on page 5 for the subject areas that are addressed in this program. *VX Forever* can accommodate up to approximately 30 students at a time. Special arrangements can be made for groups larger than 30.

PROGRAM PLAN

SCHEDULE:

- Students arrive at the aviation museum and library and deposit bags, jackets, etc.
- Staff introductions, welcoming remarks, and description of the two planned activities.
- Students are divided into two groups.
- One group will do the *FIND IT!* ACTIVITY through an exploration of the *VX Forever*
- One group will do the *FLY IT!* ACTIVITY by discussing how airplanes fly and then making and flying paper airplanes.
- Allow 15–20 minutes for activity, then groups will switch activities.
- Conclusion and wrap-up.

NOTE: Additional guided museum activities and airport tours are also available to extend class visits as described on page 8.

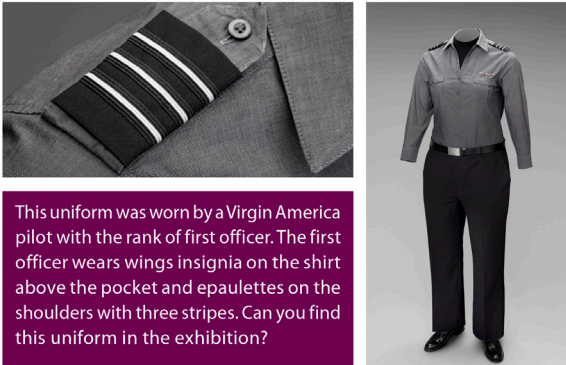
FIND IT! ACTIVITY

OBJECTIVES:

- Look closely at the *VX Forever* exhibition
- Imagine what it would be like to work for Virgin America in different jobs
- Learn about airline flight attendants
- Learn about airline pilots
- Learn about airline ramp agents
- Learn about other types of jobs within the airline
- Learn about the airliners that Virgin America operated
- Learn about the airline services Virgin America provided

STUDENTS ARE DIVIDED INTO TEAMS OF TWO OR THREE.


Each team receives a *FIND IT!* postcard with an image of a Virgin America object that they must find in the exhibition. Once all teams have found their object, the group explores all the objects together through questioning, discussion, and directed looking. Cards are designed for second and third grade reading levels. Below are examples of the *FIND IT!* postcards.



This uniform was worn by a Virgin America pilot with the rank of first officer. The first officer wears wings insignia on the shirt above the pocket and epaulettes on the shoulders with three stripes. Can you find this uniform in the exhibition?

Two pilots operated Virgin America airliners, the captain and the first officer. Airline captains are in charge of the airplane, the flight crew, and the passengers. They wear epaulettes with four stripes. The first officer is second in command and helps operate the airplane. Airline pilots also inspect the airplane before it flies, communicate with air traffic control, and make important announcements about the flight to the crew and passengers.

Terms to know: First officer, Captain, Epaulettes



This uniform was worn by a Virgin America flight attendant. On the sweater is an important badge called a wings insignia. This badge tells people that this person is a flight attendant. It includes her name and ITL for Inflight Team Leader. Can you find this uniform in the exhibition?

Airline flight attendants make sure the passengers are comfortable, offer amenities, serve drinks and food, and make important announcements about the flight.

Terms to know: Wing insignia, Amenities, Inflight team leader

FRONT

BACK

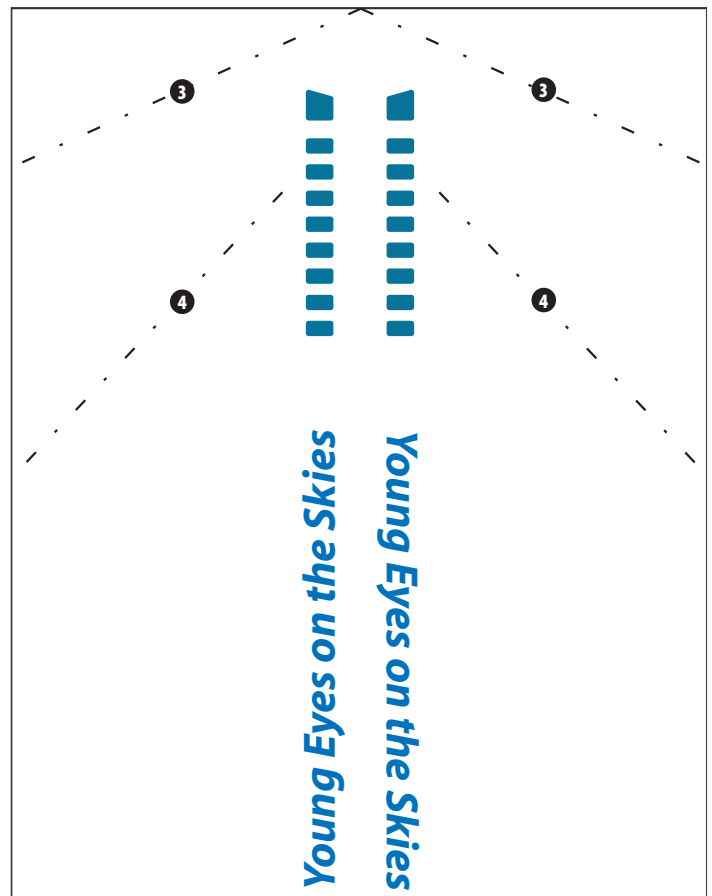
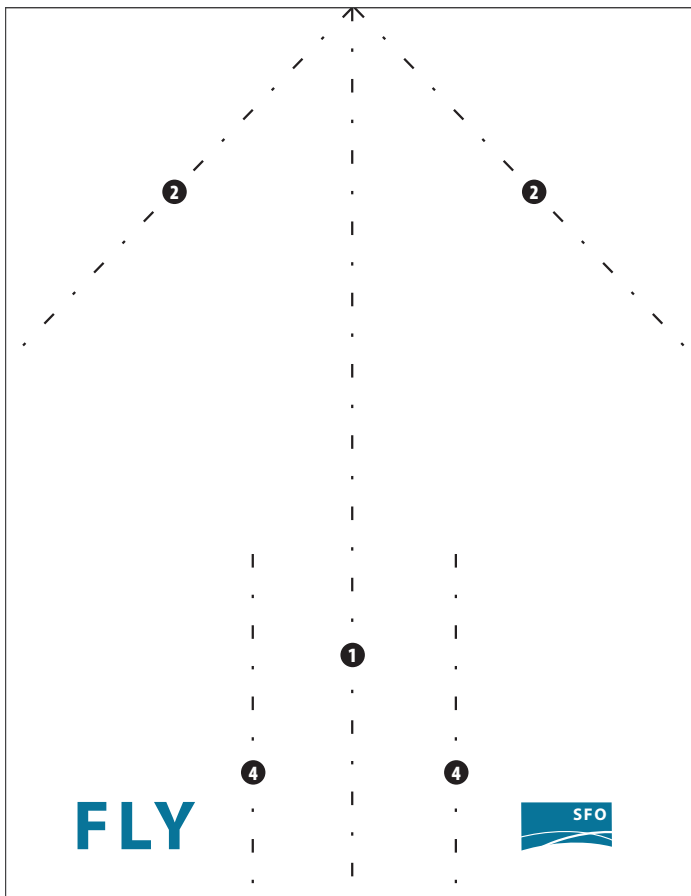
FLY IT! ACTIVITY

OBJECTIVES:

- Understand the basic principles of how an airplane flies
- Learn about the different ways an airplane can move: pitch, roll, and yaw
- Make a paper airplane and test fly it

Students learn about the basic principles of how an airplane flies using a simple wing section and models. Students demonstrate the pitch, roll, and yaw movements of an airplane with their bodies. Each student makes a paper airplane and then test flies it. Older students can measure results.

Example of a paper airplane pattern for the *FLY IT!* ACTIVITY:



CALIFORNIA DEPARTMENT OF EDUCATION STANDARDS

VXForever relates to the following California Department of Education content standards:

GRADE TWO

HISTORY/SOCIAL STUDIES:

2.1 Students differentiate between things that happened long ago and things that happened yesterday.

2.1.2 Compare and contrast their daily lives with those of their parents, grandparents, and/or guardians.

2.5 Students understand the importance of individual action and character and explain how heroes from long ago and the recent past have made a difference in others' lives.

PHYSICAL SCIENCES:

1.b. Students know an object's motion can be described by recording the change in position of the object over time.

1.c. Students know the way to change how something is moving by giving it a push or a pull. The size of the change is related to the strength, or the amount of force, of the push or pull.

1.d. Students know tools and machines are used to apply pushes and pulls (forces) to make things move.

GRADE THREE

HISTORY/SOCIAL STUDIES:

3.3 Students draw from historical and community resources to organize the sequence of local historical events and describe how each period of settlement left its mark on the land.

MATHEMATICS:

Measurement and Geometry

2.0 Students identify and describe the attributes of common figures in the plane and of common objects in space:

2.1 Describe and classify plane and solid geometric shapes (e.g., circle, triangle, square, rectangle, sphere, pyramid, cube, rectangular prism) according to the number and shape of faces, edges, and vertices.

2.2 Put shapes together and take them apart to form other shapes (e.g., two congruent right triangles can be arranged to form a rectangle).

COMMERCIAL AVIATION CAREER EXPLORATION

VX Forever is a good opportunity for students to learn about careers in commercial aviation.

Kai XR's All-in-One Learning Platform:

Career exploration is the process of discovering, evaluating, and learning about modern career paths and how students can pursue the careers of their choice. But it's more than that. Elementary school career exploration should spark curiosity, showcase career opportunities, and foster self-awareness. It should help students learn more about themselves, so they can make informed decisions about what kind of job would be fulfilling and aligned with their unique skills.

www.kaixr.com

THE AVIATION MUSEUM AND LIBRARY AT SFO

The San Francisco Airport Commission Aviation Library and Louis A. Turpen Aviation Museum opened in December 2000 as part of SFO Museum. Museum visitors and library patrons of all ages can discover and learn about the history of air travel and the role that commercial aviation plays in our everyday lives.



1937 Airport Passenger Lobby



Aviation Museum and Library

The Aviation Museum and Library is housed within an architectural adaptation of San Francisco's original 1937 airport passenger lobby. The permanent collection focuses on the history of commercial aviation with an emphasis on the West Coast and the Pacific region. Museum exhibitions and research services in the library and archives are offered free to the public. Educational programs are held in this unique facility, which is also available for private events. Open daily, **10:00 AM to 4:30 PM**, closed holidays. The aviation museum and library is located pre-security and admission is free.

TO SCHEDULE EDUCATIONAL PROGRAMS AND TOURS, CONTACT:

Gabriel Phung

(650) 821-9911

education@flysfo.com

YOUR VISIT TO SFO MUSEUM

SFO IS A GREAT DESTINATION FOR YOUR CLASS!

- Museum and library admission, educational programs, and tours are all free.
- Educational programs and tours can be customized for more individualized education and adapted to suit higher-grade levels, and mixed-aged groups.

YOU CAN EXTEND YOUR VISIT

- Bring your lunch and sit in the public dining areas adjacent to the aviation museum, or select from the many restaurants at SFO.
- Take a tour of the airport and ride the AirTrain (by prior arrangement and availability).
- Meet the trained service dogs of the SFPD Airport K-9 Unit and see them in action (by prior arrangement and availability).
- Visit other museum exhibitions at SFO. (Schedules are subject to change, please check www.sfomuseum.org/exhibitions for updated information).

TRANSPORTATION

Take Public Transportation:

Take BART directly into SFO International Terminal, where the aviation museum and library are located. Take SamTrans Routes KX and 292 directly to SFO. Take Caltrain to BART for service to SFO.

By School Bus/Charter Bus:

Parking for buses is available at no charge by prior arrangement only.

By Car:

Groups booked for educational programs can park in Airport garages and Airport parking tickets can be validated at the aviation museum at no charge.

For more information on transportation to SFO go to: www.flysfo.com

For the aviation museum and library location go to:

www.sfomuseum.org/aviation-museum-library/hours-directions

